

Light went out of itself?



The attentive reader undoubtedly remembers optimism, characteristic for publications about Russian pulp and paper industry right at the beginning of XXI century. Observers practically of all editions competed in original competition on the most effective bright heading, and at all (almost without exception) reviews there was a sacramental phrase about «light at the end of the tunnel» which degree of saturation depend only on

temperament of an observer.

Results of work of branch for 9 months of the current year, unfortunately, do not give the bases for such optimism, and results of July — September simply guard.

If the large enterprises balance on the verge of 92-98% compared with 2003 by results of September and 98-105% for 9 months, the medium- and small-sized have lost much in the greater degree. The reason is obvious — unpopularity of production of a low degree of quality at the consumer, and with this situation could not be corrected with “small blood”.

Confuses, certainly, that serious investments and large projects (except for upgrade on Segezhsy CBK) within one year has not appeared. About it there was a speech at 9-th conference on problems of Russian pulp and paper industry, which have been organized by Adam Smith Institute in Vienna at the end of October of the current year. Here again same “rake” — not clear situation with Food Code. It is clear to all, that without the decision of a raw problem it is necessary to dream only about serious investments, but the declaration is replaced by the next declaration, and time inevitably fly. Competitors promptly escape forward, and we still patch the old holes, moving patches on all perimeters our old-fashion clothes for a long time.

I intentionally do not refer to figures, they in fact are already published, and everyone can be convinced of correctness of our conclusions or not agree with them.

Coming back to the meeting in Vienna. The feeling of any uncertainty, an ambiguity, and expectation mood of the events capable diametrically to turn a situation here dominated. But all is ended by conversations only.

And only in the beginning of the next week the information about the conflict resolution (it would be desirable final) between Ilim Pulp and Base Element appeared. This event everybody waited both in Vienna, and in Peter, and in Moscow. So returning from the informed pessimism to former constrained optimism is possible, because it would not be desirable, that light will go out of itself at the end of the tunnel.

A. Shvarts

- **Statistics: pulp and paper output in September 2004.**
- **Prices: Domestic market pulp and paper prices in November.**
- **War is over. Or not?**
- **Foreign investments in Russian timber sector.**
- **Russian export in IH of 2004.**

JOIN US IN 2005

Since January 2000 «CBK-courier» is published 1 time in a month. The price for 1 issue — **USD20.** total for a year — **USD240.**

If you want to subscribe on 2005 now, you have to send us e-mail letter with information about your company:

Company name: _____

Address: _____

Phone: _____

Fax: _____

Contact person: _____

and we will send you the invoice and password to access.

Thank you!

Output of pulp and paper products in Russia in 2004, 000 t

Mills	September				January-September			
	2004	2003	±	2004/ 2003, %	2004	2003	±	2004/ 2003, %
Pulp (total), including semichemical and chemical groundwood								
Total, including:	459.52	467.73	-8.21	98.24	4419.76	4286.84	132.92	103.10
Kotlassky CBK	75.21	77.80	-2.59	96.67	719.76	689.70	30.06	104.36
Arkhangelsky CBK	59.85	59.79	0.06	100.10	609.63	566.07	43.56	107.70
Ust-Ilmsky LPK	57.11	57.63	-0.52	99.10	498.22	476.28	21.94	104.61
Neusiedler Syktyvkar	46.45	45.91	0.54	101.18	410.92	373.35	37.57	110.06
CKK Bratsk	37.73	41.36	-3.63	91.22	559.02	553.25	5.77	101.04
Svetogorsk	32.28	31.81	0.47	101.48	281.28	265.93	15.35	105.77
Solombalsky CBK	20.12	20.53	-0.41	98.00	170.03	167.37	2.66	101.59
Segezhsky CBK	16.98	21.37	-4.39	79.46	145.52	175.72	-30.20	82.81
Baikalsky CBK	15.94	12.98	2.96	122.80	141.45	158.07	-16.62	89.49
Kondopoga	9.25	8.90	0.35	103.93	82.88	78.99	3.89	104.92
Marijsky CBK	9.09	8.00	1.09	113.63	78.24	63.65	14.59	122.92
Syassky CBK	8.41	8.16	0.25	103.06	73.31	66.92	6.39	109.55
Enisseisky CBK	8.09	7.97	0.12	101.51	68.51	65.03	3.48	105.35
Selenginsky CKK	7.25	6.37	0.88	113.81	64.34	64.17	0.17	100.26
Cepruss	6.76	7.65	-0.89	88.37	63.94	57.13	6.81	111.92
Sovetsky CBK	6.55	5.59	0.96	117.17	50.12	51.84	-1.72	96.68
Pitkyaranta	6.33	7.20	-0.87	87.92	67.21	59.36	7.85	113.22
Kama	5.54	5.46	0.08	101.47	45.26	37.65	7.61	120.21
Solikamskumprom	5.21	7.57	-2.36	68.82	49.66	64.23	-14.57	77.32
Nemansky CBK	5.20	5.21	-0.01	99.81	54.04	46.12	7.92	117.17
Vyborgskaya cellulosa	5.15	4.56	0.59	112.94	43.00	42.72	0.28	100.66
Sokolsky CBK	3.12	2.47	0.65	126.32	20.49	33.60	-13.11	60.98
Turinsky CBK	1.85	1.87	-0.02	98.93	16.19	16.02	0.17	101.06
Kartontara (Maikop)	1.37	1.67	-0.30	82.04	13.25	14.89	-1.64	88.99
Polygraphkarton	0.64	0.78	-0.14	82.05	8.01	11.28	-3.27	71.01
Voloshsky pulp mill #5	0.04	0.03	0.01	133.33	0.15	0.25	-0.10	60.00
Market pulp								
Total, including:	180.93	184.89	-3.96	97.86	1782.7	1732.21	50.49	102.91
Ust-Ilmsky LPK	52.47	53.41	-0.94	98.24	456.43	442.94	13.49	103.05
CKK Bratsk	26.78	30.43	-3.65	88.01	368.21	360.81	7.40	102.05
Kotlassky CBK	23.18	27.37	-4.19	84.69	244.12	237.48	6.64	102.80
Solombalsky CBK	19.81	20.09	-0.28	98.61	166.26	163.95	2.31	101.41
Arkhangelsky CBK	16.88	15.84	1.04	106.57	169.57	163.02	6.55	104.02
Baikalsky CBK	14.22	10.63	3.59	133.77	125.49	139.89	-14.40	89.71
Pitkyaranta	6.26	7.20	-0.94	86.94	66.89	59.13	7.76	113.12
Cepruss	6.20	6.95	-0.75	89.21	55.83	49.01	6.82	113.92
Syassky CBK	4.30	4.16	0.14	103.37	37.85	35.61	2.24	106.29
Sovetsky CBK	3.61	0.30	3.31	1203.33	28.49	28.77	-0.28	99.03
Marijsky CBK	2.36	1.54	0.82	153.25	19.74	9.57	10.17	206.27
Svetogorsk	2.06	1.36	0.70	151.47	10.66	14.65	-3.99	72.76
Neusiedler Syktyvkar	1.02	0.62	0.40	164.52	7.40	6.74	0.66	109.79
Nemansky CBK	0.90	0.98	-0.08	91.84	9.13	7.05	2.08	129.50
Vyborgskaya cellulosa	0.86	1.27	-0.41	67.72	13.86	13.14	0.72	105.48
Voloshsky pulp mill #5	0.03	0.02	0.01	150.00	0.11	0.17	-0.06	64.71
Paper (total)								
Total, including:	319.53	309.97	9.56	103.08	2886.86	2716.86	170.00	106.26
Kondopoga	59.45	55.62	3.83	106.89	520.67	424.11	96.56	122.77
Neusiedler Syktyvkar	48.54	42.94	5.60	113.04	426.43	379.13	47.30	112.48
Volga	42.23	42.08	0.15	100.36	419.40	412.89	6.51	101.58
Solikamskumprom	39.70	38.17	1.53	104.01	355.48	333.37	22.11	106.63
Svetogorsk	22.78	23.02	-0.24	98.96	213.75	192.91	20.84	110.80
Kotlassky CBK	20.97	20.27	0.70	103.45	196.23	189.43	6.80	103.59
Segezhsky CBK	12.13	13.13	-1.00	92.38	111.79	129.97	-18.18	86.01
Kama	8.71	8.01	0.70	108.74	71.13	61.15	9.98	116.32
Arkhangelsky CBK	5.81	6.72	-0.91	86.46	61.04	59.36	1.68	102.83
Krasnokamskaya paper mill GOZNAK	4.93	5.52	-0.59	89.31	49.23	51.06	-1.83	96.42
Naberezhnochelninsky KBK	4.22	3.98	0.24	106.03	36.48	34.89	1.59	104.56
Syassky CBK	3.84	3.52	0.32	109.09	32.75	30.73	2.02	106.57
Enisseisky CBK	3.33	3.07	0.26	108.47	26.36	25.78	0.58	102.25
SCA Hygiene Products Russia	3.28	3.09	0.19	106.15	3.32	24.57	-21.25	13.51
Nemansky CBK	3.21	3.44	-0.23	93.31	35.41	33.00	2.41	107.30
Mayak	2.94	3.07	-0.13	95.77	23.84	22.18	1.66	107.48
Sokolsky CBK	2.78	2.77	0.01	100.36	25.49	31.17	-5.68	81.78
Vyborgskaya cellulosa	2.72	2.36	0.36	115.25	20.78	15.69	5.09	132.44

STATISTICS

Mills	September				January-September			
	2004	2003	±	2004/ 2003, %	2004	2003	±	2004/ 2003, %
Kommunar	2.65	2.41	0.24	109.96	22.49	21.88	0.61	102.79
Kamennogorskaya offset paper mill	2.36	1.90	0.46	124.21	20.39	18.38	2.01	110.94
St. Petersburg paper mill GOZNAK	2.05	2.19	-0.14	93.61	17.45	16.72	0.73	104.37
Sovetsky CBK	2.00	1.88	0.12	106.38	14.39	16.49	-2.10	87.27
Marijsky CBK	2.00	2.29	-0.29	87.34	18.27	19.44	-1.17	93.98
Elicon	1.90	2.04	-0.14	93.14	15.73	15.68	0.05	100.32
Troitskaya paper mill	1.65	1.30	0.35	126.92	13.38	12.93	0.45	103.48
Kondrovskaya paper company	1.65	1.32	0.33	125.00	13.49	11.07	2.42	121.86
Turinsky CBK	1.61	1.63	-0.02	98.77	14.01	14.07	-0.06	99.57
Papyrus (Komi)	1.20	0.88	0.32	136.36	7.80	9.94	-2.14	78.47
Rostovbumaga	0.98	0.80	0.18	122.50	8.72	7.88	0.84	110.66
Velgijskaya paper mill	0.77	0.96	-0.19	80.21	8.67	8.27	0.40	104.84
Selenginsky CKK	0.73	0.66	0.07	110.61	4.41	4.42	-0.01	99.77
Karavaevo	0.51	0.37	0.14	137.84	3.51	3.24	0.27	108.33
Serpukhovskaya paper mill	0.48	0.64	-0.16	75.00	4.79	5.24	-0.45	91.41
Polotnyanozavodskaya paper mill	0.48	0.42	0.06	114.29	4.46	3.86	0.60	115.54
Alexandrovskaya paper mill	0.48	0.24	0.24	200.00	4.70	3.52	1.18	133.52
Kamenskaya paper mill	0.33	0.41	-0.08	80.49	3.50	3.87	-0.37	90.44
Firma Bumaga	0.33	0.39	-0.06	84.62	3.93	4.32	-0.39	90.97
Uralskaya bumaga	0.29	0.34	-0.05	85.29	2.62	2.89	-0.27	90.66
Alatyrskaya paper mill	0.28	0.27	0.01	103.70	2.69	2.73	-0.04	98.53
Baikalsky CBK	0.28	0.18	0.10	155.56	1.75	2.76	-1.01	63.41
Solombalsky CBK	0.25	0.34	-0.09	73.53	2.79	2.43	0.36	114.81
Bumazhnik (Kirov region)	0.11	0.12	-0.01	91.67	0.75	0.69	0.06	108.70
Technicheskaya bumaga	0.08	0.08	0.00	100.00	1.38	1.15	0.23	120.00
KBK (Bashkortostan)	0.04	0.15	-0.11	26.67	0.58	0.58	0.00	100.00
Bryanskaya paper mill	0.02	0.11	-0.09	18.18	0.27	0.45	-0.18	60.00
Kosinskaya paper mill	0.01	0.01	0.00	100.00	0.08	0.07	0.01	114.29
Proletarij	0.01	0.03	-0.02	33.33	0.46	0.19	0.27	242.11
Newsprint								
Total, including:	161.78	153.36	8.42	105.49	1467.48	1340.9	126.58	109.44
Kondopoga	58.43	54.72	3.71	106.78	513.28	416.25	97.03	123.31
Volga	41.11	41.05	0.06	100.15	410.74	402.37	8.37	102.08
Solikamskumprom	38.97	37.51	1.46	103.89	349.09	326.32	22.77	106.98
Neusiedler Syktyvkar	14.99	12.89	2.10	116.29	128.03	135.77	-7.74	94.30
Kama	4.74	4.22	0.52	112.32	38.78	34.11	4.67	113.69
Enisseisky CBK	3.25	2.98	0.27	109.06	25.10	25.38	-0.28	98.90
Sokolsky CBK	0.30	0.00	0.30	-	2.47	0.43	2.04	574.42
Offset paper								
Total, including:	35.27	38.52	-3.25	91.56	356.75	330.85	25.90	107.83
Neusiedler Syktyvkar	16.16	19.64	-3.48	82.28	153.80	144.52	9.28	106.42
Kotlassky CBK	6.87	6.20	0.67	110.81	66.95	63.75	3.20	105.02
Krasnokamskaya paper mill GOZNAK	2.97	3.45	-0.48	86.09	32.81	33.60	-0.79	97.65
Kama	2.34	2.18	0.16	107.34	20.56	14.11	6.45	145.71
Sovetsky CBK	1.40	0.79	0.61	177.22	9.88	7.54	2.34	131.03
Turinsky CBK	1.25	0.98	0.27	127.55	11.20	8.67	2.53	129.18
Kamennogorskaya offset paper mill	1.24	0.48	0.76	258.33	13.75	7.24	6.51	189.92
Svetogorsk	1.23	0.87	0.36	141.38	18.36	17.28	1.08	106.25
St. Petersburg paper mill GOZNAK	0.85	1.00	-0.15	85.00	6.72	6.37	0.35	105.49
Nemansky CBK	0.55	0.90	-0.35	61.11	8.71	9.64	-0.93	90.35
Arkhangelsky CBK	0.21	0.09	0.12	233.33	2.13	1.33	0.80	160.15
Serpukhovskaya paper mill	0.20	0.32	-0.12	62.50	1.64	2.52	-0.88	65.08
Cartonboard (total), including fluting								
Total, including:	221.0	221.27	-0.27	99.88	2075.03	1938.21	136.82	107.06
Arkhangelsky CBK	35.41	33.75	1.66	104.92	351.10	314.80	36.30	111.53
Kotlassky CBK	24.67	24.01	0.66	102.75	217.31	207.38	9.93	104.79
St. Petersburg KPK	16.45	18.58	-2.13	88.54	156.23	160.76	-4.53	97.18
Neusiedler Syktyvkar	15.56	16.98	-1.42	91.64	144.29	135.73	8.56	106.31
Naberezhnochelninsky KBK	10.90	9.22	1.68	118.22	94.45	85.78	8.67	110.11
Permsky karton	9.89	8.85	1.04	111.75	85.62	77.27	8.35	110.81
CKK Bratsk	7.78	6.64	1.14	117.17	158.54	146.10	12.44	108.51
Svetogorsk	7.18	7.33	-0.15	97.95	64.86	61.18	3.68	106.02
Enisseisky CBK	6.90	6.65	0.25	103.76	55.74	53.57	2.17	104.05
Selenginsky CKK	6.33	5.53	0.80	114.47	58.34	58.01	0.33	100.57
Proletarij	5.84	5.53	0.31	105.61	50.37	46.15	4.22	109.14
Marijsky CBK	5.52	4.57	0.95	120.79	42.93	35.58	7.35	120.66
Kartontara (Maikop)	4.33	4.31	0.02	100.46	39.97	38.17	1.80	104.72
Ryazansky KRZ	4.12	4.82	-0.70	85.48	32.69	35.35	-2.66	92.48
Vyborgskaya cellulosa	3.37	2.65	0.72	127.17	25.36	27.92	-2.56	90.83
Kamenskaya paper mill	3.28	3.25	0.03	100.92	29.40	27.02	2.38	108.81
Altaikrovlya	3.26	3.57	-0.31	91.32	25.96	25.70	0.26	101.01

Mills	September				January-September			
	2004	2003	±	2004/ 2003, %	2004	2003	±	2004/ 2003, %
Segezhsy CBK	3.19	6.96	-3.77	45.83	25.13	36.09	-10.96	69.63
Stupinsky KPK	3.13	2.62	0.51	119.47	24.15	20.44	3.71	118.15
Karton i Upakovka (Bashkortostan)	3.07	3.39	-0.32	90.56	22.27	18.24	4.03	122.09
Polygraphkarton	2.93	1.86	1.07	157.53	26.09	21.29	4.80	122.55
Sukhonsky CBK	2.49	1.61	0.88	154.66	20.19	6.67	13.52	302.70
Ussurijsky board mill	2.23	2.71	-0.48	82.29	11.98	15.06	-3.08	79.55
Kuibyshevskrovlya	2.03	2.28	-0.25	89.04	14.08	14.70	-0.62	95.78
KBK (Bashkortostan)	1.78	1.62	0.16	109.88	15.54	12.78	2.76	121.60
Bryanskaya paper mill	1.59	1.76	-0.17	90.34	15.77	15.49	0.28	101.81
Komsomolets	1.41	1.28	0.13	110.16	10.39	11.69	-1.30	88.88
Okulovskiy bumazhnik	1.31	1.15	0.16	113.91	9.36	8.83	0.53	106.00
Sokolsky CBK	1.19	0.00	1.19	-	3.20	12.35	-9.15	25.91
Kartontol	1.15	0.92	0.23	125.00	9.73	7.93	1.80	122.70
Kommunar	1.13	0.88	0.25	128.41	2.42	8.43	-6.01	28.71
Nemansky CBK	1.10	1.01	0.09	108.91	10.03	9.11	0.92	110.10
Suoyarvskaya board mill	1.05	0.86	0.19	122.09	9.81	5.15	4.66	190.49
Krovlya (Vladimir region)	1.00	1.17	-0.17	85.47	5.25	5.55	-0.30	94.59
Karavaevo	0.99	1.62	-0.63	61.11	12.62	13.17	-0.55	95.82
Alatyrskaya paper mill	0.99	0.93	0.06	106.45	8.20	8.83	-0.63	92.87
Elicon	0.88	0.72	0.16	122.22	8.13	7.36	0.77	110.46
Sovetsky CBK	0.86	0.75	0.11	114.67	7.13	6.09	1.04	117.08
Polotnyanozavodskaya paper mill	0.85	0.82	0.03	103.66	9.33	7.93	1.40	117.65
Omskkrovlya	0.84	1.14	-0.30	73.68	5.85	6.56	-0.71	89.18
Kubankrovlya	0.80	1.37	-0.57	58.39	4.59	1.37	3.22	335.04
Polimerkrovlya	0.75	0.59	0.16	127.12	4.11	2.92	1.19	140.75
Technicheskaya bumaga	0.53	0.53	0.00	100.00	4.15	3.99	0.16	104.01
Kondrovskaya paper company	0.47	0.47	0.00	100.00	3.07	3.44	-0.37	89.24
Kosinskaya paper mill	0.43	0.41	0.02	104.88	5.20	2.98	2.22	174.50
Krasnopolyanskaya mill	0.41	0.39	0.02	105.13	3.39	2.82	0.57	120.21
Serpukhovskaya paper mill	0.40	0.38	0.02	105.26	3.57	2.90	0.67	123.10
Khabarovskiy KRZ	0.38	0.33	0.05	115.15	2.98	4.01	-1.03	74.31
Mayak	0.37	0	0.37	-	1.02	0.41	0.61	248.78
Omsktara	0.35	0.22	0.13	159.09	3.18	1.86	1.32	170.97
Severny kommunar	0.35	0.37	-0.02	94.59	2.48	2.36	0.12	105.08
Velikolukskaya board mill	0.33	0.28	0.05	117.86	2.72	2.59	0.13	105.02
Baikalsky CBK	0.29	0.27	0.02	107.41	2.32	3.30	-0.98	70.30
Sukholozhskaya paper mill #2	0.29	0.08	0.21	362.50	0.74	0.46	0.28	160.87
Narbek	0.25	0.43	-0.18	58.14	2.41	2.91	-0.50	82.82
Syktvykarskie bumizdeliya	0.18	0.34	-0.16	52.94	2.51	2.21	0.30	113.57
Cepruss	0.17	0.23	-0.06	73.91	1.94	2.00	-0.06	97.00
Kazansky zavod Iskoz	0.15	0.18	-0.03	83.33	1.27	1.42	-0.15	89.44
Chernogorsky zavod Iskoz	0.10	0.12	-0.02	83.33	0.28	0.96	-0.68	29.17
Velqijskaya paper mill	0.04	0.13	-0.09	30.77	0.37	1.4	-1.03	26.43
Firma Bumaga	0.02	0.06	-0.04	33.33	0.69	0.12	0.57	575.00
Containerboard, including fluting								
Total, including:	161.42	153.45	7.97	105.19	1519.09	1402.1	116.99	108.34
Arkhangelsky CBK	35.27	33.66	1.61	104.78	349.98	313.69	36.29	111.57
Kotlassky CBK	24.67	24.01	0.66	102.75	217.31	207.38	9.93	104.79
Neusiedler Syktvykar	13.77	16.23	-2.46	84.84	134.54	120.15	14.39	111.98
Naberezhnochelmskiy KBK	10.90	9.22	1.68	118.22	94.45	85.78	8.67	110.11
Permsky karton	9.89	8.85	1.04	111.75	85.62	76.93	8.69	111.30
CKK Bratsk	7.78	6.64	1.14	117.17	158.54	146.10	12.44	108.51
Enisseysky CBK	6.90	6.40	0.50	107.81	53.60	51.34	2.26	104.40
Selenginskiy CKK	6.33	5.53	0.80	114.47	58.34	58.01	0.33	100.57
Marijsky CBK	5.52	4.57	0.95	120.79	42.80	35.57	7.23	120.33
Kartontara (Maikop)	4.32	4.31	0.01	100.23	39.82	37.62	2.20	105.85
Vyborgskaya cellulosa	3.37	2.47	0.90	136.44	24.65	27.32	-2.67	90.23
Segezhsy CBK	3.19	6.96	-3.77	45.83	25.13	36.09	-10.96	69.63
Stupinsky KPK	3.12	1.27	1.85	245.67	18.91	12.60	6.31	150.08
Kamenskaya paper mill	2.13	1.86	0.27	114.52	17.47	16.09	1.38	108.58
Bryanskaya paper mill	1.59	1.76	-0.17	90.34	15.77	15.49	0.28	101.81
Komsomolets	1.41	1.28	0.13	110.16	10.37	11.69	-1.32	88.71
Okulovskiy bumazhnik	1.31	1.15	0.16	113.91	9.36	8.83	0.53	106.00
Kommunar	1.13	0.88	0.25	128.41	2.42	8.43	-6.01	28.71
Nemansky CBK	1.10	1.01	0.09	108.91	10.03	9.11	0.92	110.10
Alatyrskaya paper mill	0.99	0.93	0.06	106.45	8.20	8.83	-0.63	92.87
Elicon	0.88	0.72	0.16	122.22	8.13	7.36	0.77	110.46
Sovetsky CBK	0.86	0.75	0.11	114.67	7.13	6.09	1.04	117.08
Polotnyanozavodskaya paper mill	0.85	0.82	0.03	103.66	9.33	7.93	1.40	117.65
Technicheskaya bumaga	0.53	0.53	0.00	100.00	4.15	3.99	0.16	104.01
Karavaevo	0.50	0.45	0.05	111.11	4.51	3.67	0.84	122.89
Kondrovskaya paper company	0.48	0.47	0.01	102.13	3.07	3.44	-0.37	89.24
Mayak	0.37	0	0.37	-	1.02	0.41	0.61	248.78
Baikalsky CBK	0.29	0.27	0.02	107.41	2.32	3.30	-0.98	70.30
Velqijskaya paper mill	0.04	0.13	-0.09	30.77	0.37	1.40	-1.03	26.43
Suoyarvskaya board mill	0.03	0	0.03	-	0.17	0.08	0.09	212.50
Firma Bumaga	0.02	0.06	-0.04	33.33	0.69	0.12	0.57	575.00

STATISTICS

Output of converted paper products in Russia in 2004

Manufacturers (regions and mills)	September				January-September			
	2004	2003	±	2004/ 2003, %	2004	2003	±	2004/ 2003, %
Wallpaper, mln conventional reels								
Total in Russia, including:	9.92	10.35	-0.43	95.85	73.13	93.61	-20.48	78.12
Saratovboi	2.25	2.3	-0.05	97.83	19.04	26.28	-7.24	72.45
Sovetsky CBK	2.08	1.18	0.90	176.27	9.5	11.1	-1.60	85.59
Tula region	1.04	1.35	-0.31	77.04	7.13	15.49	-8.36	46.03
Mayak	1.03	1.21	-0.18	85.12	9.59	8.53	1.06	112.43
Rostov region	0.85	1.02	-0.17	83.33	7.39	7.46	-0.07	99.06
Moscow region	0.82	0.35	0.47	234.29	5.75	3.29	2.46	174.77
Sverdlovsk region	0.6	0.65	-0.05	92.31	4.19	5.47	-1.28	76.60
Moscow wallpaper mill	0.44	0.58	-0.14	75.86	3.66	3.77	-0.11	97.08
Syktvykarskie bumizdeliya	0.28	0.89	-0.61	31.46	2.49	5.59	-3.10	44.54
Leningrad region	0.16	0.34	-0.18	47.06	2.29	2.73	-0.44	83.88
Vologda region	0.11	-	+0.11		-	0.48	-	-
Perm region	0.11	0.15	-0.04	73.33	0.88	1.31	-0.43	67.18
St. Petersburg			-	-		0.005	-0.005	-
Exercise-books, mln								
Total in Russia, including:	97.924	146.834	-48.91	66.69	1253.89	1221.3	32.59	102.67
Arkhangelsky CBK	27.80	27.71	0.09	100.32	293.68	261.78	31.90	112.19
Tulabumprom	15.00	19.01	-4.01	78.91	166.80	180.06	-13.26	92.64
Kaluga region	13.47	30.10	-16.63	44.75	163.20	173.37	-10.17	94.13
Bumizdeliya	8.22	17.54	-9.33	46.84	120.87	165.88	-45.01	72.87
Rostov region	7.06	7.16	-0.10	98.60	48.59	48.91	-0.32	99.35
Kamenskaya paper mill	6.15	7.64	-1.49	80.50	62.12	55.82	6.30	111.29
Tatarstan	3.69	2.52	1.17	146.43	40.50	28.98	11.52	139.75
Parus	3.21	5.81	-2.60	55.25	26.44	26.03	0.40	101.56
Kamennogorskaya offset paper mill	3.12	1.42	1.70	219.72	59.90	42.65	17.25	140.45
Marij-El	2.40	1.59	0.81	150.94	23.92	13.06	10.86	183.15
Svetoch	1.35	0.35	1.00	385.71	19.00	21.29	-2.29	89.24
Novosibirsk region	1.05	2.57	-1.52	40.86	25.66	21.38	4.28	120.02
Moscow region	1.05	-	-	-	8.71	3.14	5.57	277.39
Sverdlovsk region	1.02	1.16	-0.14	87.93	20.40	18.62	1.78	109.56
Saratov region	0.88	1.11	-0.23	79.28	9.66	4.38	5.28	220.55
Tomsk region	0.83	0.86	-0.03	96.51	9.49	7.84	1.65	121.05
Yaroslavl region	0.59	0.82	-0.23	71.95	12.06	7.36	4.7	163.86
Mayak	0.54	7.56	-7.02	7.14	56.70	55.92	0.78	101.39
Pskov region	0.13	0.07	0.06	185.71	6.28	1.78	4.5	352.81
Kaliningrad region	-	10.85	-10.85	-	70.71	67.56	3.15	104.66

Manufacturers (regions and mills)	September				January-September			
	2004	2003	±	2004 2003, %	2004	2003	±	2004/ 2003, %
Commonplace-books, mln								
Total in Russia, including:	10.79	13.86	-3.07	77.85	99.05	100.85	-1.80	98.22
Kaluga region	3.57	4.00	-0.43	89.25	29.73	16.80	12.93	176.96
Kamennogorskaya offset paper mill	2.10	3.01	-0.91	69.77	16.62	22.25	-5.63	74.70
Tulabumprom	0.82	0.90	-0.08	91.11	5.29	4.85	0.44	109.07
Tatarstan	0.68	0.57	0.11	119.30	1.89	1.48	0.41	127.70
Moscow total. including:	0.60	1.49	-0.89	40.27	5.66	13.11	-7.45	43.17
Bumizdeliya	0.59	1.38	-0.79	42.75	5.54	12.38	-6.84	44.75
Yaroslavl region	0.57	0.78	-0.21	73.08	10.76	7.1	3.66	151.55
Novosibirsk region	0.46	0.19	0.27	242.11	2.35	1.91	0.44	123.04
Rostov region	0.32	0.45	-0.13	71.11	1.96	2.06	-0.10	95.15
Karelia	0.28	0.29	-0.01	96.55	2.43	1.89	0.54	128.57
Parus	0.24	0.15	0.09	160.00	1.73	3.16	-1.43	54.75
Svetoch	0.23	0.20	0.03	115.00	1.82	2.31	-0.49	78.79
Mayak	0.22	0.77	-0.55	28.57	7.36	7.02	0.34	104.84
Komi	0.22	0.06	0.16	366.67	0.93	1.02	-0.09	91.18
Saratov region	0.07	0	0.07	-	0.61	0.3	0.31	203.33
Smolensk region	0.05	0.21	-0.16	23.81	2.68	3.80	-1.12	70.53
Moscow region	0.05	0.00	0.05	-	1.51	3.90	-2.39	38.72
Pskov region	0.03	0.34	-0.31	8.82	1.56	1.61	-0.05	96.89
Nizhni Novgorod region	0.02	0.06	-0.04	33.33	0.66	0.41	0.25	160.98
Kaliningrad region	0.02	0.007	0.01	285.71	1.29	0.03	1.26	4300
Toilet paper, mln reels								
Total in Russia, including:	92.74	79.27	13.47	116.99	778.65	677.08	101.57	115.00
SCA Hygiene Products Russia	28.41	22.87	5.54	124.22	228.02	181.83	46.19	125.40
Naberezhnochelninsky KBK	23.92	22.26	1.66	107.46	204.93	195.6	9.33	104.77
Papyrus	7.42	6.45	0.97	115.04	60.74	67.22	-6.48	90.36
Syassky CBK	4.51	1.37	3.14	329.20	38.30	11.60	26.70	330.17
Kaluga region	4.37	4.56	-0.19	95.83	35.62	36.93	-1.31	96.45
Rostov region	3.50	3.26	0.24	107.36	29.77	21.21	8.56	140.36
Moscow region	3.07	2.80	0.27	109.64	31.58	27.34	4.24	115.51
Bryansk region	2.07	1.80	0.27	115.00	14.42	9.70	4.72	148.66
Vologda region	1.54	0.42	1.12	366.67	12.34	17.19	-4.85	71.79
Karachaevo-Cherkessiya	1.5	0.94	0.56	159.57	12.98	6.75	6.23	192.30
Sverdlovsk region	1.30	1.61	-0.31	80.75	14.80	13.44	1.36	110.12
Tver region	1.24	0.80	0.44	155.00	11.38	8.35	3.03	136.29
Nizhni Novgorod region	1.13	0.44	0.69	256.82	8.00	4.86	3.14	164.61
Novgorod region	1.04	1.09	-0.05	95.41	7.33	5.47	1.86	134.00
Kirov region	1.00	0.87	0.13	114.94	8.75	7.09	1.66	123.41
Primorsky kraj	0.85	0.59	0.26	144.07	7.54	6.72	0.82	112.20
Saratov region	0.84	0.59	0.25	142.37	5.34	5.3	0.04	100.75
Kaliningrad region	0.56	0.15	0.41	373.33	5.48	1.21	4.27	452.89
Altai		0.31	-0.31	0.00	3.5	3.28	0.22	106.71
Paper sacks, mln								
Total in Russia, including:	42.69	43.75	-1.06	97.58	396.46	384.71	11.75	103.05
Segezhsy CBK	22.22	24.74	-2.52	89.81	215.30	216.58	-1.28	99.41
Kotlassky CBK	9.01	10.34	-1.33	87.14	97.88	93.30	4.58	104.91
Novolyalinsky CBK	5.33	0.00	5.33	-	5.33	0.00	5.33	-
Selenginsky CCK	1.80	1.75	0.05	102.86	12.29	11.33	0.96	108.47
Marijsky CBK	0.29	0.34	-0.05	85.29	2.61	2.43	0.18	107.41
Mayak	0.00	0.05	-0.05	0.00	0.25	0.33	-0.08	75.76

STATISTICS

Manufacturers (regions and mills)	September				January-September			
	2004	2003	±	2004/ 2003, %	2004	2003	±	2004/ 2003, %
Corrugated boxes, mln sqm								
Total in Russia, including:	142.93	133.51	9.42	107.06	1217.39	1123.93	93.46	108.32
Kursk region	18.55	14.34	4.21	129.36	142.52	120.99	21.53	117.79
Tatarstan	18.03	17.18	0.85	104.95	156.13	144.25	11.88	108.24
Moscow region	16.56	14.46	2.10	114.52	143.90	124.33	19.57	115.74
Kaluga region	15.92	12.91	3.01	123.32	140.22	111.33	28.89	125.95
Leningrad region	9.83	10.04	-0.21	97.91	88.15	87.39	0.76	100.87
Perm region	6.14	5.16	0.98	118.99	51.89	45.28	6.61	114.60
Adygeya	5.60	6.17	-0.57	90.76	51.80	51.11	0.69	101.35
Altai	5.14	5.63	-0.49	91.30	40.22	44.22	-4.00	90.95
Moscow	4.52	3.52	1.00	128.41	36.86	31.85	5.01	115.73
Arkhangelsk region	3.67	3.54	0.13	103.67	34.06	27.25	6.81	124.99
Krasnodar region	3.54	4.30	-0.76	82.33	31.98	31.03	0.95	103.06
Omsk region	3.50	3.25	0.25	107.69	28.66	23.44	5.22	122.27
Buryatiya	2.90	3.48	-0.58	83.33	29.23	30.14	-0.91	96.98
Nizhni Novgorod region	2.47	2.17	0.30	113.82	25.32	20.32	5.00	124.61
Primorsky kraj	2.17	2.74	-0.57	79.20	15.75	17.96	-2.21	87.69
Rostov region	2.01	2.33	-0.32	86.27	13.64	20.52	-6.88	66.47
St. Petersburg	1.95	2.06	-0.11	94.66	16.21	20.36	-4.15	79.62
Severnaya Osetiya	1.51	1.78	-0.27	84.83	11.19	13.86	-2.67	80.74
Lipetsk region	1.50	0.27	1.23	555.56	10.97	3.11	7.86	352.73
Novosibirsk region	1.42	1.43	-0.01	99.30	12.72	12.23	0.49	104.01
Bryansk region	1.33	0.93	0.40	143.01	11.00	8.08	2.92	136.14
Murmansk region	1.25	2.63	-1.38	47.53	10.39	22.12	-11.73	46.97
Kirov region	1.14	1.58	-0.44	72.15	13.55	15.04	-1.49	90.07
Chuvashiya	1.13	0.77	0.36	146.75	8.99	8.17	0.82	110.04
Kaliningrad region	0.96	0.64	0.32	150.00	6.20	6.17	0.03	100.49
Tver region	0.90	1.25	-0.35	72.00	9.02	10.10	-1.08	89.31
Sverdlovsk region	0.81	1.02	-0.21	79.41	6.65	7.72	-1.07	86.14
Saratov region	0.81	0.42	0.39	192.86	6.41	4.58	1.83	139.96
Vladimir region	0.80	0.73	0.07	109.59	6.43	5.13	1.30	125.34
Bashkortostan	0.72	0.83	-0.11	86.75	5.94	6.42	-0.48	92.52
Kemerovo region	0.71	0.47	0.24	151.06	6.29	4.46	1.83	141.03
Ryazan region	0.68	0.54	0.14	125.93	5.79	5.49	0.30	105.46
Penza region	0.64	0.32	0.32	200.00	3.80	2.38	1.42	159.66
Mordoviya	0.56	0.51	0.05	109.80	5.24	5.17	0.07	101.35
Yaroslavl region	0.56	0.59	-0.03	94.92	4.86	4.75	0.11	102.32
Tambov region	0.39	0.2	0.19	195.00	3.08	1.68	1.40	183.33
Novgorod region	0.30	0.29	0.01	103.45	2.79	2.57	0.22	108.56
Marij-El	0.28	0.16	0.12	175.00	1.97	1.49	0.48	132.21
Orel region	0.25	0.12	0.13	208.33	1.19	1.11	0.08	107.21
Kabardino-Balkariya	0.24	0.56	-0.32	42.86	3.06	3.83	-0.77	79.90
Tula region	0.21	0.24	-0.03	87.50	1.40	1.77	-0.37	79.10
Volgograd region	0.21	0.12	0.09	175.00	1.49	0.76	0.73	196.05
Ivanovo region	0.19	0.16	0.03	118.75	2.07	1.61	0.46	128.57
Pskov region	0.17	0.35	-0.18	48.57	1.60	3.59	-1.99	44.57
Smolensk region	0.12	0.54	-0.42	22.22	1.46	2.01	-0.55	72.64
Vologda region	0.11	0.25	-0.14	44.00	0.89	1.26	-0.37	70.63
Stavropol region	0.10	0.14	-0.04	71.43	0.50	1.63	-1.13	30.67
Udmurtiya region	0.10	0.05	0.05	200.00	1.28	0.54	0.74	237.04
Samara region	0.09	0.08	0.01	112.50	0.59	0.33	0.26	178.79
Evreiskaya region	0.09	0	0.09	-	0.19	0	0.19	-
Astrakhan region	0.07	0.16	-0.09	43.75	1.22	1.59	-0.37	76.73
Khabarovsk region	0.06	0.06	0.00	100.00	0.41	0.54	-0.13	75.93
Ulianovsk region	0.01	0.02	-0.01	50.00	0.15	0.12	0.03	125.00
Komi	0.005	0.003	0.00	166.67	0.042	0.035	0.01	120.00

Russian pulp and paper mills: prices for domestic market

Mills	Products	11. 2004	Mills	Products	11. 2004
Bryanskaya paper mill	Fluting, sort «B-0»	9,900	Kondrovskaya paper company	Kraftpaper	13,080
	Fluting, sort «B-1»	10,430		Wrapping paper, sort «A»	14,040
	Fluting, sort «B-2»	10,310		Wrapping paper, sort «E»	11,400
	Fluting, sort «B-3»	9,850		Wrapping paper, 50 g/sqm	8,280
	Multi-purpose board	10,430		Wrapping paper for food industry, 80 g/sqm	9,060
	Multi-purpose paper	9,300		Corrugated board, 3 layers, «T-21», RUR/sqm	7.63
	Wrapping paper, sort «G»	9,230		Corrugated board, 3 layers, «T-22», RUR/sqm	7.80
	Wrapping paper	8,400		Corrugated board, 3 layers, «T-23», RUR/sqm	8.75
	Corrugated board, sort «T-22», RUR/sqm	6.99		Corrugated board, 3 layers, «T-24», RUR/sqm	8.90
	Corrugated board, sort «T-23», RUR/sqm	7.90		Corrugated board, 3 layers, «T-23», top white, RUR/sqm	9.59
JSC «Visherabumprom»	Offset paper with optical bleaching agents	21,500	Corrugated board, 3 layers, «T-24», top white, RUR/sqm	9.95	
	Printing paper	18,400	Corrugated board, sort «P-31», RUR/sqm	12.95	
	Wrapping paper, sort «O»	15,400	Corrugated board, sort «P-33», RUR/sqm	15.10	
JSC «Volga»	Wrapping paper, sort «V» (unbleached)	8,200	Krasnogorodskaya paper mill	Base paper for furniture industry, sort «OM-1», 110 g/sqm	56,040
Kamennogorskaya offset paper mill	Newsprint	14,100		Design paper, in reels	27,600
	Offset paper «Kamennogorka+»	28,500		Filter paper, sort «F»	49,501
Kamenskaya paper and board mill	Offset paper «Kamennogorka»	27,500		Filter paper, sort «DRKB»	106,858
	Water-colour paper	33,000		Filter paper, sort «FMPS»	158,533
Kamenskaya paper and board mill	Corrugated board, sort «T-23», RUR/sqm	9.15		Kraft paper	12,600
	Corrugated board, sort «T-21», RUR/sqm	8.56		Cover paper	18,980
	Corrugated board, sort «T-22, 23», bleached, RUR/sqm	10.47		Offset paper	22,050
	Micro-corrugated board, brown, RUR/sqm	9.77		Packaging paper, sort «B»	10,200
	Micro-corrugated board, white, RUR/sqm	11.66		Krasnokamskaya paper mill GOZNAK	Fine paper, sort «G» and «P», in reels, 45-55 g/sqm
	Corrugated board, sort «P-31, 32», RUR/sqm	16.19	Fine paper, sort «G» and «P», in reels, with optical bleaching, 60-235 g/sqm		29,146
	Corrugated board, sort «P-31, 32», bleached, RUR/sqm	18.63	Fine paper, sort «A» and «P», white, in reels, 45-55 g/sqm		31,919
	Fluting	11,300	Fine paper, sort «A» and «P», in reels, without optical bleaching, 60-235 g/sqm		28,674
	Wrapping paper	11,220	Design paper, in reels, 200 g/sqm		29,820
	Duplication paper	16,000	Label paper, in reels, 60-120 g/sqm		28,910
	Packaging board	9,900	Paper-base for label-packaging paper		29,854
	Radio set paperboard	17,424	Wrapping paper, sort «E», «G», 100-160 g/sqm		18,703
	Waterproof board	17,424	Wet strength and greaseproof paper, sort «A»		49,029
	Kama	Newsprint, sort «A», 45 g/sqm	14,000		Duplication paper, in reels, white
		Newsprint, sort «A», 48.8 g/sqm	13,700	Duplication paper, in reels, coloured	38,999
Newsprint, sort «B»		13,800	Paper base for papervynil, sort «A» and «B»	32,981	
Newsprint bulky		13,800	Duplication paper «GOZNAK-Copy», format A4, 500 sheets, RUR	80.83	
Offset paper №1		19,700	Duplication paper «GOZNAK-Colour», format A4, 500 sheets, RUR	114,46	
Offset paper №2		13,500	Krasnopolyanskaya paper mill	Electrical insulation board, in sheets, sort «EV», 1.00 mm	51,000
Cover paper		14,000		Electrical insulation board, in sheets, sort «EV», 1.25-3.00 mm	48,600
Wrapping paper, sort «E»		8,000		Gasket board, in sheets, sort «B», 1.00 mm	11,500
Newsprint bulky improved whiteness		16,500		Gasket board, in sheets, sort «B», 1.25-3.00 mm	11,000
Wrapping paper, sort «BPN»		7,800		Boxboard, 1.00 mm	11,500
JSC «Karavaevo»	Wrapping paper	9,500		Binder board, in sheets, 1.0-1.25 mm	12,200
	Fluting	9,800		Binder board, in sheets, 1.5-2.25 mm	11,500
	Base for saturated paper	9,400			
	Testliner, 200 g/sqm	9,800			
	Paper for packing, sort «A» and «B»	9,500			
	JSC «Kommunar»	Glassine paper	36,256		
Tracing paper		36,757			
Paper sort «ODP-35»		15,281			
Paper sort «BP-3-35»		18,946			
Paper sort «ODPE-25»		31,920			
Paper sort «ODP-25», unbleached		21,924			
Paper sort «BP-1-25»		38,940			
Fluting		9,840			
Testliner		10,500			
Printing paper		18,240			

PRICES

in November 2004 (including VAT=18%), RUR/t (USD1.00=RUR28.78)

Mills	Products	11. 2004
JSC «Nemansky CBK»	Offset paper, in reels, 60-80 g/sqm	24,500
	Offset paper, in reels, 90-200 g/sqm	24,500
	Wallpaper base	26,000
	Wrapping paper, sort «G»	9,000
	Imitation parchment, sort «P», unbleached	25,500
	Imitation parchment, sort «PG»	37,600
	Imitation parchment, sort «GV»	41,800
JSC «Technical paper mill «Oktyabr» (Moscow)	Fluting	9,500
	1-side coated label paper, 70,80 g/sqm, in sheets	39,000
	2-side coated paper, 115-150 g/sqm, in sheets	39,000
	1-side coated paper, 80, 90 g/sqm, in reels	36,840
	1-side high gloss coated paper, 160-300 g/sqm	49,000
	2-side coated paper, 70-115 g/sqm, in reels	36,840
JSC «Okulovskiy Bumazhnik»	Wallpaper base	13,600
	Testliner, sort «K-2»	11,200
	Fluting, sort «B-2»	10,400
	Fluting, sort «B-3»	10,200
Lyaskelya	Kraftpaper	13,500
	Wrapping paper, sort «A»	11,400
	Fluting, sort «B-1»	9,700
JSC «Polygraphcarton»	Binder board, sort «BP», 0,8-1,0 mm	9,500
	Binder board, sort «B», 1,25 mm	10,000
	Boxboard, sort «V», in reels, 0,7-0,9 mm	9,800
	Binder pasted board, sort «PKS», 1,75 mm	10,300
	Binder pasted board, sort «PKS», 1,5, 2,25, 2,5 mm	10,500
	Board for encyclopaedia and out-of print editions, sort «E»	10,500
	Boxboard, sort «KKS-1», 1,4 mm	8,800
	Boxboard, sort «KKS-1», 1,8 mm	8,300
	Boxboard, sort «KKS-1», 1,8 mm	8,300
St. Petersburg paper mill GOZNAK	2-side coated paper, in sheets, 120-170 g/sqm	43,200
	2-side coated paper, in sheets, 180-190 g/sqm	36,330
	2-side coated paper, in sheets, 200-240 g/sqm	35,300
	2-side coated paper, in sheets, 250 g/sqm	35,000
	Coated paper for postcards, in sheets, 250 g/sqm	31,400
	Coated paper for postcards, in sheets, 200-230 g/sqm	33,900
	Offset paper, in reels, 65-200 g/sqm	26,040
	Offset paper, in reels, 65-200 g/sqm, high whiteness	26,350
	Bond paper, sort «MF-8» (imprinted), in reels, 80 g/sqm	36,600
	Label paper, sort «A», in reels	30,345
	Label paper, sort «A», in sheets	39,165
	Map paper, sort «A», 100-160 g/sqm	32,200
	Map paper, sort «B», 85 g/sqm	31,500
	Wallpaper base, 120 g/sqm	25,500
	Chart paper, sort «DU-50»	34,200
	Chart paper, sort «DU-115»	31,200
	Cut-size paper, format A4, 500 sheets, RUR	78.00

Mills	Products	11. 2004
Segezhsky CBK	Colour cut-size paper, format A4, 500 sheets, RUR	100.00
	Sack paper, sort «M-60-120»	17,050
	PE coated paper	26,500
	Saturated paper	18,720
	Kraftliner, sort «KS-100, -115», «K-0-125»	12,600
	Eniseisky CBK (Krasnoyarsky CBK)	Newsprint, sort «A»
Writing paper		21,122
Wallpaper base		21,500
Fluting, sort «B-0»		10,800
Fluting, sort «B-1»		10,800
Fluting, sort «B-2»		10,600
Boxboard		7,500
Sovetsky pulp and paper mill	Offset paper with neutral sizing, whiteness not less 96%	22,000
	Corrugated board, RUR/sqm	8.60
	Wallpaper base	23,000
	Wrapping paper	9,000
	Fluting	9,000
	Duplication paper, format A4, RUR/500 sheets	27.00
Sokolsky pulp and paper mill	Imitation parchment, sort «P»	23,000
	Fluting, sort «B-0»	10,500
	Fluting, sort «B-1»	10,500
	Copybook cover paper, 80 gsm	18,000
	Newsprint, sort «B»	12,000
	Wallpaper base 2-ply	14,000
	JSC «Suoyarvskaya kartontara»	Boxboard, sort «V»
Pasted boxboard	14,400	
JSC «Neusiedler Syktyvkar»	Newsprint for offset printing, sort «V»	15,694
	Printing paper #2, 50-60 g/sqm	16,048
	Duplication paper «Snegurochka», format A4, 500 sheets, RUR	82.00
	Duplication paper «Snegurochka», format A3, 500 sheets, RUR	162.00
	Duplication paper «Cartblank», format A4, 500 sheets, RUR	86.00
	Board «pure-pack»	27,022
	Grey lined chip board	17,582
	Kraftliner, sort «Top-Liner», 125-250 g/sqm	20,000
	Kraftliner, sort «Kraft-Liner», 125-250 g/sqm	14,000
	JSC «Technical paper»	2-ply waterproof packaging paper
Creped saturated paper	22,404	
Creped cable paper, sort «BKK»	32,900	
Wrapping paper, sort «E»	9,198	
Fluting, sort «B-2»	10,000	
Fluting, sort «B-1»	10,500	
Saturated packaging paper, sort «BU-B»	13,104	
Antitarnish paper	35,412	
JSC «KBK» (Tuimazinskaya paper mill)	Wrapping paper	8,900
	Fluting, sort «B-2»	9,500
	Fluting, sort «B-3»	9,200
	Testliner	10,300

New boost in the hostile intrusion

The acquisition of 20% of Arkhangelsky shares from Promstroibank by the Basic Element is one of the concessions the Basic Element made in connections with the scandal over Ilim Pulp assets, which is likely to cause a new boost in the hostile intrusion in the activity of one of the most successful timber enterprises of Russia, deputy Vladimir Krupchak, ex-chairman of the board of Arkhangelsky said.

However the corporate "war" between Ilim Pulp and the Basic Element was

stopped not in accordance with the court decision and the strict compliance with the "law dictatorship", but due to mutual pressure and concessions, which makes the standoff look more like a criminal war, Vladimir Krupchak said.

"This shows that in this country there're no legal conditions of solving corporate conflicts, and any other company lacking financial or administrative resources can face the threat of corporate annexation' he stressed.

In line with the reached agreement, Promstroibank transfers 20% of Arkhangelsky shares to Continental Management, cedes its stake in Continental Management and receives 25% of Ilim Pulp shares with the possibility to increase the stake to 50%. Owner of Continental Management Oleg Deripaska stopped the conflict with Ilim Pulp and will now deal with Arkhangelsky pulp and paper enterprise only, Promstroibank SPB co-owner will co-own Ilim Pulp with Vneshtorgbank.

New development strategy

Ilim Pulp will prepare a new development strategy, Ilim Pulp information policy director Svyatoslav Bychkov told. According to Mr. Bychkov, the new strategy will be worked out after the corporation settles all the "legal issues and Promstroibank representatives will enter Ilim Pulp board of directors."

"We agreed to sacrifice property in order to preserve production dynamics" Svyatoslav Bychkov stressed. "It is important that a non-profile aluminum industry investor that has not made any progress in timber sector dur-

ing the recent years, will formally remain in the sector, while Ilim Pulp, a strategic market player, will continue operation."

In October Ilim Pulp vice-president Frank Graves announced the plans to double the production on Saint-Petersburg board and printing enterprise during the next 2 years, as well as to build a new enterprise. However Mr. Graves would not disclose the details of the plans saying: "We should win the "war" first. We are currently working on this very complicated agreement and we are more like-

ly to resolve it soon.'

In line with the reached agreement, Promstroibank transfers 20% of Arkhangelsky shares to Continental Management, cedes its stake in Continental Management and receives 25% of Ilim Pulp shares with the possibility to increase the stake to 50%. Owner of Continental Management Oleg Deripaska stopped the conflict with Ilim Pulp and will now deal with Arkhangelsky pulp and paper enterprise only, Promstroibank SPB co-owner will co-own Ilim Pulp with Vneshtorgbank.

Ilim Pulp, Continental Management and Promstroibank SPB resolved the conflict over

Ilim Pulp, Continental Management and Promstroibank SPB resolved the conflict over Ilim Pulp assets, Kommersant and Vedomosti newspapers announced.

The decision on the resolution of the conflict is due to be announced one of these days. According to the newspaper reports, the parties signed an agreement on October, 29. In line with the agreement, Promstroibank transfers 20% of Arkhangelsky shares to Continental Management, cedes its stake in Continental Management and receives 25% of Ilim Pulp shares with the possibility to increase the stake to 50%. Owner of Continental Management Oleg Deripaska stopped the conflict with Ilim Pulp and will now deal with Arkhangelsky pulp and paper enterprise only, Promstroibank SPB co-owner will co-own Ilim Pulp with state-owned Vneshtorgbank.

According to Ilim Pulp information policy director Svyatoslav Bychkov the agreement reached is not a trilateral one.

Continental Management signed an agreement with Promstroibank SPB, while Promstroibank SPB signed an agreement with Ilim Pulp. However the agreements reached are a distinct evidence of the resolution of the corporate conflict that had been launched in autumn 2001.

Ilim Pulp shareholders signed an agreement to sell 25% of shares to PSB (the stakes of the current Ilim Pulp shareholders will decrease proportionally) as well as to provide PSB with an option to increase the owned stake to 50%. According to Kommersant, PSB intends to invest in Ilim Pulp together with its partner Vneshtorgbank that is interested in investing in the timber sector. Vneshtorgbank declined to comment on the statement.

Meanwhile Vladimir Kogan owning PSB will leave the co-project with Continental Management. According to Kommersant, Vladimir Kogan will also resolve all the conflicts that have grown around Ilim Pulp during the recent years. This means that Con-

tinental Management will not voice any claims against Ilim Pulp.

PSB will sell 20% of Arkhangelsky shares to Continental Management, CM will then own a total of 33% of Arkhangelsky shares. CM will struggle with Titan group of companies and foreign investors to acquire another 64% of Arkhangelsky shares. Previously Continental Management questioned the legitimacy of Arkhangelsky consolidation by Austrian Pulp Mill Holdings and negotiated the sale of the enterprise with Austrian and German investors.

The only significant result of the 4-years "forest war", according to Kommersant, is the return of Vladimir Kogan who sold his 20% stake in 1999 as Ilim Pulp shareholder. Oleg Deripaska, just like earlier in 2000, will have to start the creation of a timber industry holding over again. According to Kommersant, a team of managers headed by CEO Andrei Korobko quit Continental Management, therefore the company will have to proceed with its war for Arkhangelsky with new management.

NEWS

Ukrainian enterprises: 520,000 t in 9 months

Board and paper production by Ukrainian enterprises increased 15.6% to 520 thousand tons in 9 months of 2004 compared with the prior period in 2003, Ukraine statistics committee reported.

The amount of base-paper production for tissue paper, board, boxes, school copybooks, books, magazines and wallpapers manufacture increased to 25%.

Volga increased output

Volga pulp and paper mill (Balahna, Nizhny Novgorod region) increased paper production 1.5% to 419.397 thousand tons in first 9 months of 2004 compared to the prior period in 2003.

Newsprint production increased 2% to 410.742 thousand tons.

In spite of the production growth newsprint exports reduced 7% to 250.176 thousand tons, paper exports reduced 5.1% to USD72.512 million. Supplies to the interior market increased 20.2% to 160.466 thousand tons.

Market products manufacture increased 1.6% to RUR4.751 (comparable prices).

Volga stock capital is RUR 1.121838565 billion, divided into 11.808827 million ordinary shares at RUR 95 per share par value. 92.97% of the shares are owned by Nizhny Newsprint Holdings Limited, the remaining stake is distributed among the staff and NBD-Bank (Nizhny Novgorod).

Thomas Kadien resigned from Svetogorsk

Thomas Kadien resigned from Svetogorsk LLC board of directors on November, 1 2004. The decision was taken by the board of directors held on November, 1 2004. The number of members of the

board of directors reduced to 5 members.

The new board of directors is composed by: Mark McGwyre, Robert Amen, William Robert Brennan, David Bailey, Sergey Pondar'.

EUR2 mln in flexographic machines

Segezhsy pulp and paper enterprise will finish the tests of Astraflex 6 flexographic machine produced by Windmoller & Holscher (Germany), Segezhsy spokesperson told.

The modernization projects carried on by Segezhsy recently allowed to raise paper goods quality to international standards. The enterprise's production capacities are aimed at satisfying the maximum consumer demands. However the printing machines installed in paper bags production lines used to cover bags with 2-color print prior to the recent modernization.

"E4 paper bags production line acquired from Windmoller & Holscher and installed on the enterprise in 2002 partially solved the problem, — Segezhsy director on paper bags and package production Rustam Chemerinsky said. — The fully automated line is able to cover paper bags with 4-color print at high speed. E-4 allows to expand the usage of equipment to produce a wider variety of paper bags. Segezhsy was the 1st enterprise to install this equipment".

"However there's a technical problem, — tare production director Vladimir Prokhorov added. — The built-in printing

equipment reduces the production capacity of the line and prevents the line from reaching the maximum capacity. Trying to combine the production increase and printing quality, we have decided to acquire E-5 paper bags production line and a flexographic machine. The line's production capacity therefore is expected to grow 15-20%."

The enterprise conducted a research of flexographic equipment and paper bags production market. 3 companies were considered as candidates to supply the equipment. However Windmoller and Holscher won the contest. The company has a long record of successful cooperation with Segezhsy.

E-5 line was installed in short-terms in 2004, and the inauguration ceremony coincided with the 65th anniversary of Segezhsy. The installation of the flexographic machine was carried out in short terms: in February 2004 the enterprise signed an agreement to purchase the equipment, prepared working documentation and in August 2004 the equipment was supplied to Segezhsy. The installation started on September, 6 2004 and took 3 weeks. A larger period was required to adjust the machine.

Segezha started up the rebuilt of PM10

Segezhsy pulp and paper mill has successfully started up the rebuilt of PM10 sack paper machine at their Segezha mill in September of 2004. The rebuild, one of the largest projects in the Russian forest industry recently, was carried out in an exceptionally tight schedule in excellent cooperation between Metso Paper and the Segezha project team.

The sack paper machine PM10 was originally delivered by Metso in 1973. The target of the rebuild was to increase the production by 50 per cent to a daily capacity of 550 tons and to achieve a considerable improvement of quality. After the rebuild the machine is turning

out both semi-extensible and standard sack paper of very good quality.

The Segezha rebuild included a new SymFlo dilution headbox, a couch roll and several other components for the wire section, press section with SymBelt shoe press, impingement drying units, doctors and dryer bars for the cylinders, a ValReel and a WinDrum two-drum winder. The rebuild also comprised modernization of stock preparation as well as metsoDNA control system and PaperIQ quality control equipment.

Mr. Vasily Preminin, General Director of the Segezhsy CBK, describes that they have bought the most mod-

ern technology available in the market for their paper machine. "Now we know that we made the right decision when choosing the equipment supplier and technical concept. As the machine started, the first visual estimation of the paper immediately convinced us".

Segezhsy Pulp and Paper mill is located in Segezha, Russian Northern Karelia, about 700 km north of Saint Petersburg. The company is the largest in Russia manufacturer of sack paper and paper sacks. Today the mill is able to produce up to 400,000 tons of kraft pulp, 350,000 tons of sack paper and more than 500 million paper sacks annually.

Foreign investments in Russian timber sector

Foreign investments in Russian timber sector reached \$705 million in first 9 months of 2004, including direct investments — 34.9%, portfolio investments — 0.4%, other investments — 64.7%. The two main leading investors were Swiss (\$196 million) and Cypriot (\$137 million) companies.

In late September 2004, accumulated foreign capital reached \$73.4 billion, up 37.0%


compared to the same year-to-date period in 2003. Credits allocated by international organizations, trade credits and other types of investment formed the major part of accumulated foreign capital — 57.5% (51.7% in the same year-to-date period in 2003), direct investments — 40.5% (46.2% in 2003), portfolio investments — 2.0% (2.1% in 2003).

The main investors in January-Septem-

ber 2004 were: the Netherlands, Luxembourg, Cyprus, Germany, the UK, the USA, France. These countries accounted for 79.7% of the total amount of accumulated foreign investments, including direct investments — 74.3%. In January-September 2004 Russian economy received \$29.1 billion of foreign investments, up 39.4% compared to the same year-to-date period in 2003.

FOREIGN INVESTMENTS IN RUSSIAN INDUSTRY IN JAN-SEPT 2004

\$ million	received	% compared to the total index in the sector	including		
			direct	portfolio	other
Industry	14282	100	4131	102	10049
including					
Luxembourg	3539	24.8	1	1	3517
Netherlands	2646	18.5	2390	-	256
UK	1641	11.5	78	4	1559
USA	12468.7	80	21	1145	
Cyprus	1025	7.2	179	41	805
Switzerland	847	5.9	95	4	748
France	592	4.1	58	-	534
Including timber sector investments					
Timber, timber-processing and pulp and paper industry	705	100	246	3	456
Including:					
Switzerland	196	27.9	81	1	114
Cyprus	137	19.5	38	0.4	99



Dear readers. we'd like to offer you our **UPDATED (2004)** version of

Database «Pulp & Paper mills of Russia and Byelorussia»

All reliable and updated information about more than 105 pulp & paper mills:

- * addresses and phones;
- * personalities;
- * equipment;
- * raw material;
- * kinds of production;
- * capacities;
- * shareholders

Regional structure of the edition. every chapter is illustrated by geographical map. The price for 1 copy — **\$50** (without post expenses). The «Database» also available via e-mail (PDF file).

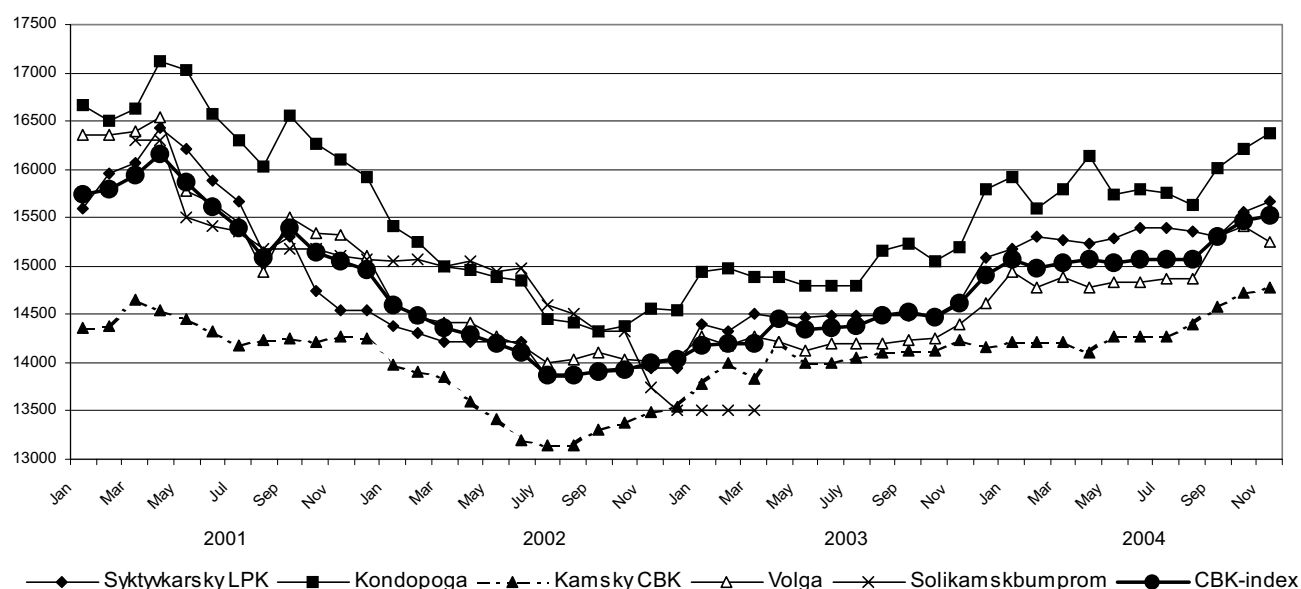
To order «Database». please, connect us by phone/fax:
+7 (095) 258-39-38. 258-39-36
or by e-mail: info@cbk.ru

STATISTICS

Output of main kinds of forest products in Russia in January-September 2004

Federal regions	Timber hauling, 000 m ³		Industrial wood, 000 m ³		Sawn wood, 000 m ³		Plywood, m ³	
	January- September 2004	2004/ 2003, %	January- September 2004	2004/ 2003, %	January- September 2004	2004/ 2003, %	January- September 2004	2004/ 2003, %
Total Russia	76,332.7	99.9	6,4253.9	95.9	14,866.7	98.1	1,664,818	112.8
Northwestern	25,575.3	104.5	24,411.1	108.5	4,301.8	103.5	636,931	110.6
Central	5,966.1	92.4	5,018.3	94.0	1,402.2	82.4	349,332	116.8
Southern	282.5	106.7	191.9	111.8	156.4	823.6	3,543	97.6
Volga	9,812.0	98.1	7,759.7	99.8	2,650.9	92.6	411,622	111.5
Ural	5,607.4	93.8	4,607.4	94.4	1,452.3	94.3	144,106	121.6
Siberia	19,447.4	100.1	13,866.0	78.2	4,126.5	103.7	119,036	109.0
Far East	9,642.0	98.1	8,399.5	99.4	776.6	102.4	248	

CBK-index on domestic newsprint



Note. CBK-index is estimated on the basis of the data given by paper wholesalers of Moscow and cost prices of enterprises-manufacturers (except for JSC Kondopoga and JSC Solikamskbumprom)

Russian export of pulp, paper and board in IH of 2004

Value of export of pulp of wood etc.; waste etc. of paper and paperboard (commodity group with code TN VED CIS (further - Code) 47) in I half of 2004 in comparison with a level of I half of 2003 made 105.2% (See table), and in II quarter of 2004 in relation to I quarter of 2004 - 121.7%. The quantitative volume of export of pulp (47.02, 47.03 and 47.04) in I half of 2004 made 92.6% in comparison with I half of 2003.

Traditionally the most part of export came on chemical pulp, soda or sulphate, except dissolving grades - code 47.03 - 81.5% in I half of 2004 from an overall cost of exported commodity group 47. The largest countries - importers of pulp with a code 47.03 under the totals of I half of 2004 were China (50.4% from the value of exported pulp 47.03), Ireland (18.2%), Hungary (7.2%), Poland (4.7%).

The value of export of chemical woodpulp, sulfite, except dissolving grades (commodity group 47.04) in I half of 2004 made 8.4% from an overall cost of all exported pulp.

The share of other commodity groups in total amount of pulp export was insignificant and made less than 1.5%.

The value of export of all commodity group 47; chemical pulp, soda or sulphate, except dissolving grades (code 47.03); chemical pulp, dissolving grades (code 47.02) and chemical woodpulp, sulfite, except dissolving grades (code 47.04) for 1999-2004 is shown on figure 1.

Value of export of paper and paperboard, including paper and paperboard articles (commodity group with Code 48) in I half of 2004 made 119.2% to a value of export of II half of 2003 (See table) and in II quarter of 2004 in relation to I quarter of 2004 - 99.4%.

Less than half of volume of export (41.0% from all exported paper production under code 48) came on newsprint (code 48.01). Changes of quantitative volumes and value of export of group 48.01 are shown on the figures 2 and 3. The most part of newsprint (88.6%) was exported to distant foreign countries. The largest importers in I half of 2004 were India (19.1% from all newsprint exported),

Pulp, paper and board export of Russia in IH of 2004, 000 USD

Code	Commodity	IH of 2004	IH of 2003	IH of 2004/ IH of 2003, %
47	Pulp of wood etc.; waste etc of paper and paperboard	322,633	306,635	105.2
	distant foreign countries	302,717	288,545	104.9
	CIS countries	19,917	18,091	110.1
48	Paper and paperboard and articles, including paper pulp articles	568,601	476,871	119.2
	distant foreign countries	436,567	389,856	112.0
	CIS countries	132,035	87,015	151.7

Fig. 1. Exports, group 47, 000 USD

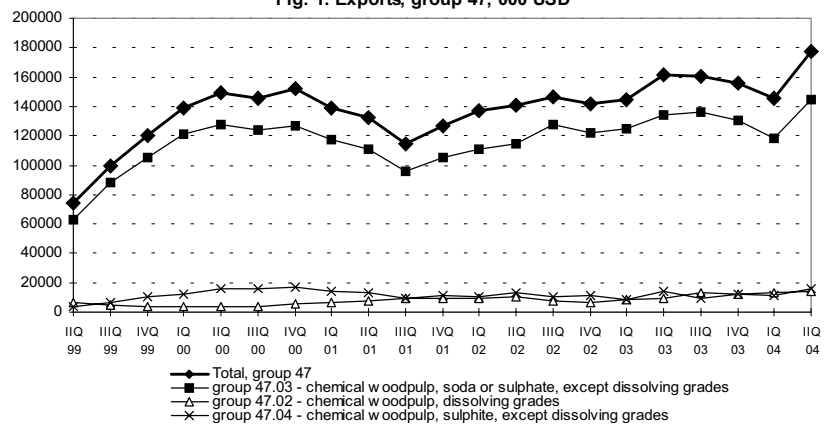
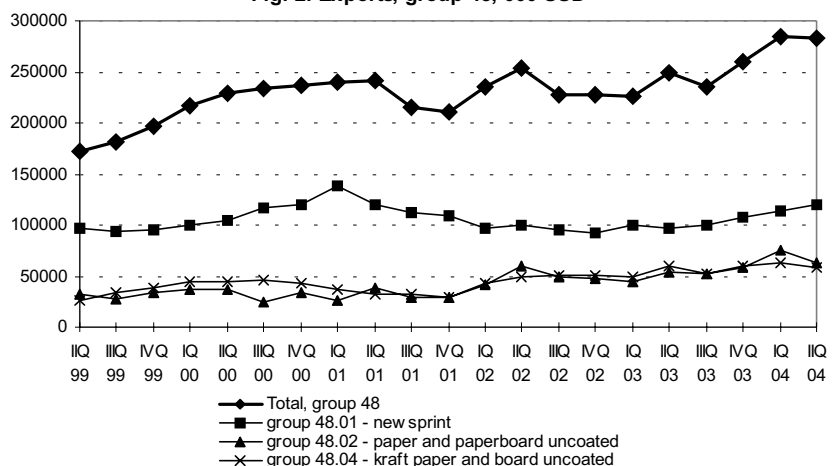


Fig. 2. Exports, group 48, 000 USD



STATISTICS

Germany (12.0%), Turkey (11.6%), Great Britain (7.3%), Ukraine (6.1%), Finland (5.3%), Egypt (3.9%), Iran (3.2%), Kazakhstan (3.1%), Italy (2.7%).

The value of export of commodity group 48.02 (paper and paperboard uncoated, for writing etc.; handmade paper and board) in I half of 2004 made 24.3% from an overall cost of exported commodity group 48. The largest importers were Ukraine (29.2%), Great Britain (12.3%), Kazakhstan (7.6%), Iran (5.8%), Belgium (5.1%), Algeria (4.5%), Germany (4.4%).

Hardly the smaller value of export (21.2% from an overall cost of exported commodity group 48) came on a code 48.04 (kraft paper and board uncoated in rolls and sheets). The largest importers were China (28.9%), Ireland (7.5%), Germany (6.9%), Turkey (5.5%), Iran (5.0%).

Value of export of commodity group 48.05 (paper and paperboard uncoated other, in rolls or sheets) made 5.8% from an overall value of exported paper and board. The largest importers were Germany, China, Ukraine, Italy.

The remaining commodity groups made a small part of export - less than 7% in a sum from a total value of paper export.

On the figure 2 the increase of value of export in I half of 2004 of newsprint (code 48.01), increase in I quarter and small decrease in II quarter of 2004 of all commodity group 48, kraft paper and board uncoated in rolls and sheets (code 48.04), paper and paperboard uncoated, for writing etc., handmade paper and board (code 48.02) is shown. The increase of quantitative volume of export of newsprint (code 48.01), and decrease in II quarter of 2004 of paper and paperboard uncoated (code 48.02), kraft paper and board uncoated in rolls and sheets (code 48.04) is shown on the figure 3. Increase of the average contract price of newsprint (code 48.01), paper and paperboard uncoated (code 48.02), and also kraft paper and board uncoated in rolls and sheets (code 48.04) are shown on the figure 4.

On figures 5 and 6 the geographical structure of pulp, paper and board export is shown.

Fig. 3. Exports, groups 48.01, 48.02 and 48.04, t

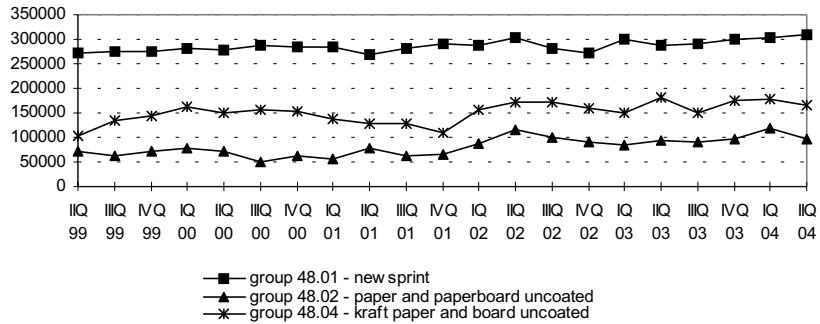


Fig. 4. Average contract price, groups 48.01, 48.02 and 48.04, USD/t

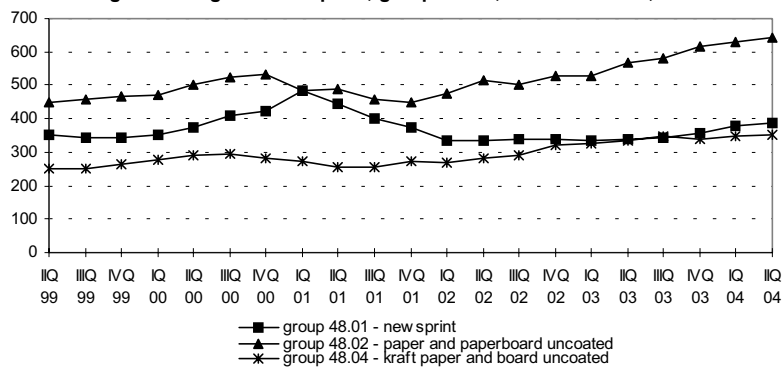


Fig. 5. Pulp import in IH of 2004 by countries

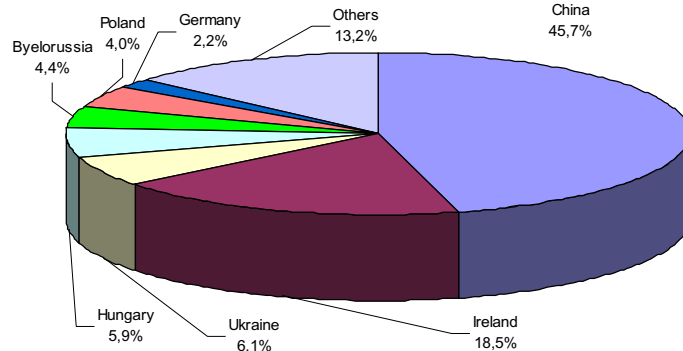
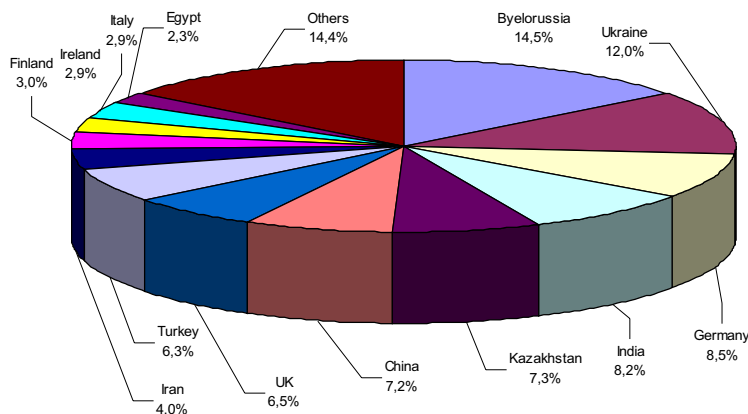


Fig. 6. Paper and paperboard import in IH of 2004 by countries



Brief characteristics of editions in 2004

In Russian

1. «Cellulosa. Bumaga. Karton.» (Pulp. Paper. Board.) Magazine

Published from 1904.

It is intended for specialists of pulp and paper industry in Russia and CIS.

Main items: Potential. Technology. Effectiveness and Quality. Presentation. Equipment. Automation. Ecology. Contacts etc.

Full-coloured; volume — 120 pages (format A4); periodicity — 10 issues per year. circulation — 3,000 copies.

2. «CBK-express» Newsletter

Published from 1996. Main reader's audience: manufacturers and converters of pulp, paper and board; trade companies. investment and financial organisations. consulting and marketing companies.

Main items: Statistics. Dossier. News. Abroad. Review. Expo etc.

Black-white + 1 additional colour; volume — 20 pages (format A4); periodicity — 36 issues per year; circulation — 1000 copies.

3. «Lesnoi kurjer» («Forest courier») Newsletter

Published from 2002. Main reader's audience: loggers; manufacturers; trade companies; science institutes; investment and financial organisations; consulting and marketing companies.

Main items: Statistics, Dossier, News, Abroad, Review, Officially, Editorial, Expo etc.

Black-white ; volume — 24 pages (format A4); periodicity — 12 issues per year; circulation — 1000 copies.

Analytic reviews

4. «CBK-export»

Quarterly (4 times per one year) review of main indexes of deliveries of Russian pulp and paper products in countries of CIS and other foreign countries. The data as on whole branch. and on separate kinds of products. The comparison of objects on quarters and years and also on countries-importers is carried out.

5. «CBK-import»

It is issued 4 times per year. The review of deliveries of pulp and paper products in Russia. The tables are composed under the data of State Custom Committee. Data of volumes on separate kinds of products and also analysis of geography of import are cited.

6. «CBK-dossier»

Information about the foreign enterprises-manufacturers of pulp and paper industry. The information is located under the following scheme: addresses. telephones. faxes etc.; names of the chiefs; a range and volumes of production; capacities; installed equipment; the owners.

We launched (4 times per one year) the reviews on Austria. Poland. Slovakia. Finland. Czech. Denmark. Netherlands. Belgium. Sweden. Germany. Spain. UK. Ukraine and Byelorussia.

7. «CBK-production»

The comparative data about production of the Russian enterprises. The technical parameters of a paper and board are considered; the information is prepared on base of standards and price-lists of the enterprises. Periodicity — 4 times per one year.

We launched: «Printing paper». «Corrugated board». «Wrapping and packaging paper». «Binder board». «White lined chip board» and «Office paper (with sample sheets)». «Market pulp». «Paper base».

8. «CBK-statistics»

Quarterly (4 times per one year) review of industrial indexes on whole branch and also on the separate Russian enterprises. The tables and the pictures illustrate the tendencies of change of volumes of production by years.

9. «CBK-price»

The review is published 6 times per one year. The prices of the Russian enterprises — manufacturers of pulp and paper products. the wholesale and jobbing prices of the trade companies in Moscow. price for import products are published.

Databases

10. «Pulp and paper mills of Russia. Ukraine and Byelorussia»

Information about more than 150 pulp and paper mills: addresses (postal. phones. fax. e-mail); personalities; staff; date of establishment; basic equipment; products; capacities; owners. Regional structure of the edition. every chapter is illustrated by geographical map.

11. «Paper and board wholesalers in Moscow and St. Petersburg»

Information about paper trade companies: addresses. phones/fax. and kinds of products. The same information about representative offices of foreign companies.

The data are renovated quarterly.

12. «Corrugated board and boxes producers and converters of Russia»

Information about more than 200 companies: addresses (postal. phones. fax. e-mail); personalities; staff; date of establishment; basic equipment; products; capacities; owners.

13. «Boxboard producers and converters of Russia»

Information about more than 210 companies: addresses (postal. phones. fax. e-mail); personalities; staff; date of establishment; basic equipment; products; capacities; owners.

In English

14. «CBK-courier» Newsletter

Published from II half of 1999.

Articles are intended for foreign specialists dealing with Russian pulp and paper market. Main items: Statistics. News. Prices. Review. Potential. Expo etc. The main part of articles is exclusive information which is received directly from pulp and paper mills.

Periodicity — 12 issues per year; price of 1 copy — USD20.

15. «Pulp and paper mills in Russia and Byelorussia» Database

Information about 105 pulp and paper mills: addresses (postal. phones. fax. e-mail); personalities; staff; date of establishment; basic equipment; raw material; products; capacities; owners. Regional structure of the edition. every chapter is illustrated by geographical map.

The data are updated in 2001.

Price of 1 copy — USD50.

CBK-courier

is published and printed by company
«Cellulosa. Bumaga. Karton.»
(Pulp. Paper. Board.)

Publisher and Editor-in-Chief:

Alexander Shvarts

e-mail: shvarts@cbk.ru

Editor:

Alexander Rylov

e-mail: alex@cbk.ru

Postal address:

«CBK» Magazine

entr. 6, 4/10, Sadovaya-Triumfalnaya str.

127006, Moscow RUSSIA

tel. +7 095 258-3936. 258-3938

fax +7 095 258-3936. 258-3937